

Safe Routes To School

The Boulder Story

Buses, Boots, and Bicycles: Getting Safe Routes to School
and Student Transportation Departments to Work Together
Webinar


July 17, 2014

Bob Young
Director of Transportation
Boulder Valley School District
Boulder, CO



*The Boulder Valley School District

- * 56 Schools
- * 8 municipalities
- * 500 square miles
- * 30,000 students
- * 2.5 million bus miles per year
- * 340 non-school bus trips per year per family
- * 3.1 miles average non-school bus trip
- * 31,620,000 non-school bus miles annually



30,000 enrolled students -



- * 9,500 Scheduled riders
- * 700 Space Available riders
- * 6,000 average daily ridership
- * 19,000 scheduled trips per day
- * Approximately 24,000 students find another way to school.

* How many ride the school bus?



- * In 2000 the City of Boulder, Go Boulder program received CMAQ grant money through the Colorado Department of Transportation for mitigation of traffic around schools.
- * BVSD, using these funds through Go Boulder, hired a School Transportation Coordinator to work with schools on traffic mitigation.
- * The three year grant expired and BVSD funded the position which applied for SRTS grants.

* The Beginning of Safe Routes To School in Boulder

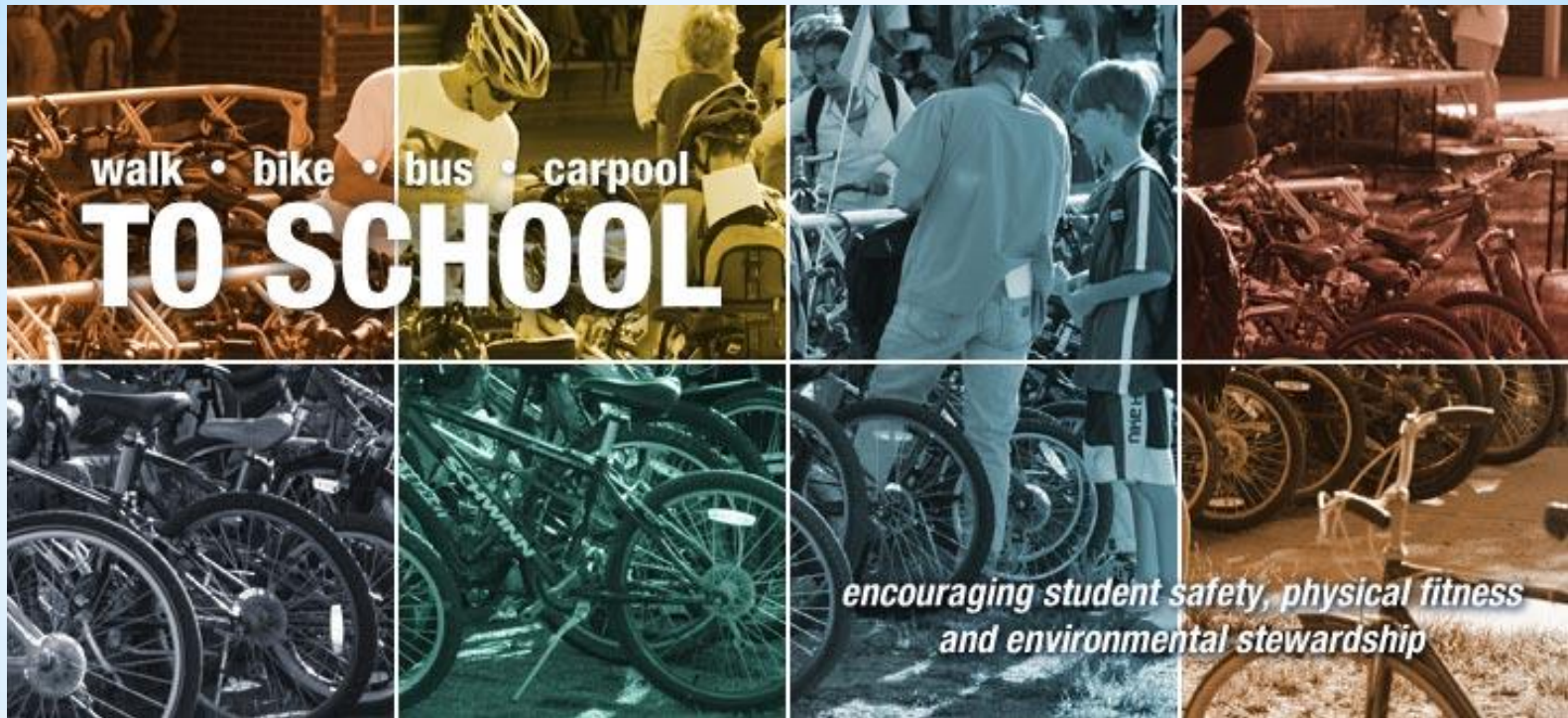
- * Reduce traffic congestion around schools
- * Promote healthier lifestyles
- * Walking and biking safety education

- * 3 year grant
- * At the end of 3 years, the program was on hold for one year until district funding could be provided.
- * Has since expanded to two full time staff.

* The original CMAQ Grant

- * Developing walking route maps for schools.
- * Assisting school Principals with traffic flow solutions around schools.
- * Outreach to schools promoting biking and walking safety.
- * Developing classroom curriculum for walking and biking safety.
- * Working with Go Boulder on walk to school and bike to school days and other alternative transportation promotions.

* Early Accomplishments



- * The Transportation Department funds the positions
- * All program operation costs funded through grants and fundraising
- * School based SRTS Volunteers
- * Cities and Counties help and cooperation


To School Program Staff: Landon Hilliard, Peter Hurst
Web Site: www.bvsd.org/toschool



**Networking
Maps**



TO School Program



**BVSD Bike to School
Day**





- * 2 CMAQ Grants
- * 6 SRTS Infrastructure Grants
- * 8 SRTS Non-Infrastructure Grants

Two Oberstar Award Winners



Bear Creek
Elementary (2008)



Heatherwood Elementary
(2011)



Trip Tracker Program Coordinator Peter Hurst accepts Employer Champion Award for BVSD

2013 Denver Regional Council of Governments (DRCOG) Employer Champion Award

***Employer Champion
Award**

- * Identifying mutual problems leads to cooperation
- * Find people with passion and commitment
- * Learn about the operations and limitations of the school Transportation Department
 - * Working within the Transportation Department rather than with the department resolves issues quickly and improves communication
- * Promote the educational aspects of SRTS
 - * Especially within PE classes
 - * Use Athletics to promote Biking
- * Use local business and fitness advocates
- * School Bus Drivers are a great resource

* Lessons Learned

* BVSD Safe Routes TO School Program



TO School Program
BVSD Transportation

Web Site: <http://www.bvbsd.org/toschool>

Contacts: Landon Hilliard 720-561-5931
landon.hilliard@bvbsd.org

Peter Hurst 720-561-6116
peter.hurst@bvbsd.org

Transportation Office: 720-561-5120